

# DASH™

The “Gold Standard” for Soft Tissue Retraction

The First and Only Hands-Free,  
Disposable, 3-Dimensional, Malleable,  
Absorbent Surgical Retractor

**DASH™**  
Advanced Simplicity



**EISNER**  
Precision Medical Products USA, LLC  
[www.eisnerusa.com](http://www.eisnerusa.com)

## A Simple, Yet Invaluable New Tool For Surgery

### Atraumatic Retraction Optimal Visualization

- Allows for easy reshaping and reforming during surgery.
- Enhances access to surgical site.
- Minimizes need for excess bulky metal retractors.

### Risk Management

- Reduces number of lap pads<sup>1</sup> for easier post-op count.
- Minimizes the risk of gossypiboma<sup>2</sup> (foreign body exposure).

### Maximum Protection

- Protecting retracted tissue from:  
Puncture, Dehydration, Infection.

### Economic Significance

- Reduces OR costs as a function of post-op manual counts and reconciliation of potentially retained lap pads or instruments.
- Among 183 cases, 91% of uses were felt to reduce operating room time by 5 to 10 minutes.<sup>1</sup>
- Aids in compliance with CMS directive dated August 1, 2007<sup>3</sup> wherein it states: "...serious preventable events... objects left in surgery... which could have reasonably been prevented."
- Ninety-three percent of DASH cases use fewer individual laparotomy pads for small bowel retraction.<sup>1</sup>
- Ninety-five percent of uses suggested a value added to the case by the operating surgeon with an expressed desire to use the product repeatedly.<sup>1</sup>

## Innovative, Proprietary Design

- Stainless steel, malleable mesh is surrounded with silastic coating and multiple, integrated layers of absorbent padding for maximum efficiency and control.
- Allows for easy detection under x-ray.

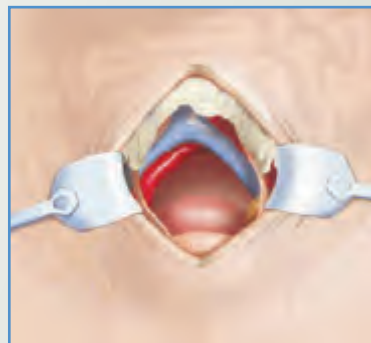


## Advanced Simplicity, Complete Control



Before DASH™

- Challenging access



After DASH™

- Maximum exposure

#### References:

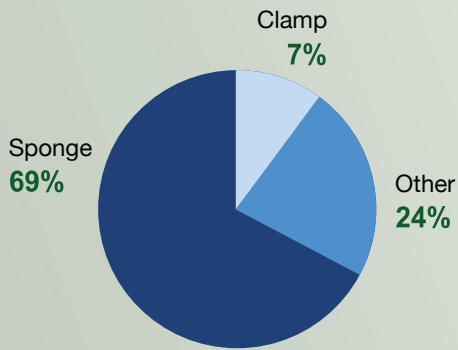
1. An Incremental Step in Patient Safety: Reducing the Risks of Retained Foreign Bodies by the Use of an Integrated Laparotomy Pad/Retractor. Enker WE, Martz JE, Picon A, Wexner SD, Fleshman JW, Koulos J, Goldman N, Surg. Innov. 2008 Sep; 15(3):203-7.
2. Gawande A A, Student D M, Oray E J, Brennan T A, Zinner M J. Risk Factors for Retained Instruments and Sponges after Surgery. N Engl J Med 2003; 348:229-235.
3. CMS Fact Sheet August 1, 2007: FY 2008 Inpatient Prospective Payment System Final Rule; US Department of Health and Human Services.



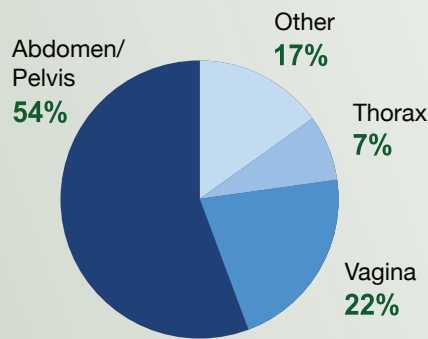
## Foreign Body Risks

Characteristics of medical objects left inside patients following surgery:

Type of Object



Location of Object



Outcome

A case may have multiple outcomes

Re-admission / Prolonged stay **59%**



Sepsis or infection **43%**



Death **2%**



## Multiple Sizes Allow for Multidisciplinary Use

General / Colon & Rectal	Obstetric / Gynecologic	Urologic	Thoracic	Spine Surgery
<ul style="list-style-type: none"> <li>• Colectomy</li> <li>• Abdominoperineal Resection</li> <li>• Lower Anterior Resection</li> <li>• Open Gastric Bypass</li> <li>• Whipple</li> <li>• Sigmoidectomy</li> <li>• Bariatric Procedures or Large Incision Sites</li> </ul>	<ul style="list-style-type: none"> <li>• Total Abdominal Hysterectomy</li> <li>• Bilateral Salpingo Oophorectomy</li> <li>• Myomectomy</li> <li>• C-Section</li> </ul>	<ul style="list-style-type: none"> <li>• Prostatectomy</li> <li>• Bladder Surgery</li> </ul>	<ul style="list-style-type: none"> <li>• Lobectomy</li> <li>• Repair of Esophogel Perforation</li> <li>• Enhanced Access to Thoracic Space</li> </ul>	<ul style="list-style-type: none"> <li>• Anterior Access</li> </ul>

## Ordering Information

Description	Part Number	Dimensions		Quantity per Box
		CM	INCH	
DASH Size 1	MAS0010-00	7.5 x 10	3 x 4	5/box
DASH Size 2	MAS0020-00	10 x 18	4 x 7	5/box
DASH Size 3	MAS0030-00	10 x 28	4 x 11	5/box
DASH Size 4	MAS0040-00	20 x 28	8 x 11	5/box
DASH Type Hand	MAS0050-00	3 x 15	1.5 x 6	10/box

DASH products are individually packaged sterile, radiopaque & latex free.

**DASH™**  
Advanced Simplicity

*So practical, so invaluable,  
you'll wonder how you ever did  
without it...*

## SCIENTIFIC ADVISORY BOARD



**Steven D. Wexner, M.D., FACS, FRCS, FRCS(Ed)**

Chief of Staff, Chairman, Department of Colorectal Surgery, Chairman, Division of Research and Education, Professor of Surgery, Ohio State University, Clinical Professor, Department of Surgery, Division of General Surgery, University of South Florida College of Medicine



**Marvin L. Corman, M.D.**

Professor of Surgery, Department of Surgery, Stony Brook University Hospital, and Health Sciences Center, Stony Brook University



**Warren E. Enker, M.D.**


Vice Chairman, Department of Surgery, Beth Israel Medical Center Director, The Gastro-Intestinal Institute, Continuum Cancer Centers of New York  
Professor of Surgery, Albert Einstein College of Medicine



**Desmond H. Birkett, FACS**

Chair, Department of General Surgery  
Lahey Clinic Medical Center Burlington, MA  
Clinical Professor, TUFRS University School of Medicine

### INNOVATIVE DESIGN



Stainless steel, malleable mesh is surrounded with silastic coating and multiple, integrated layers of absorbent padding for maximum efficiency and control.

Allows for easy detection under x-ray.

*Distributed by:*

**Eisner USA, LLC**  
820 E Terra Cotta, Suite 149  
Crystal Lake, IL 60014  
phone: 877.934.7637

Manufactured by: EZsurgical, Ltd.  
New Industrial Park  
POB 620, Yoqneam 20692 Israel

CE 0483

FDA 510(K) Number: K071775 patent-pending